

PARTICIPATION GUIDE

Note: In order to participate in the Healthureum token sale, you will require Ether/Bitcoin/Etherecash.

How to REGISTER

- 1) Click on SIGNUP tab mentioned on our website www.healthureum.io
- 2) Enter Below details for SIGNUP
 - Select 'YES' if you have referral ID else 'NO'
 - Select Your Country
 - Valid E-mail ID (Mandatory)
 - Mobile Number (Non-Mandatory)
 - Full Name
 - User Name
 - Password
 - Reconfirm Password
 - Select T&C, Risk Disclosure & Citizenships CheckboxesClick **SUBMIT**

Create Account

DO YOU HAVE REFERRAL ID ?

NO YES

Select Your Country ▼

Email ID *

Mobile Number [Numbers only]

Full Name

Username

Password

Reconfirm Password

I agree to Terms and Conditions

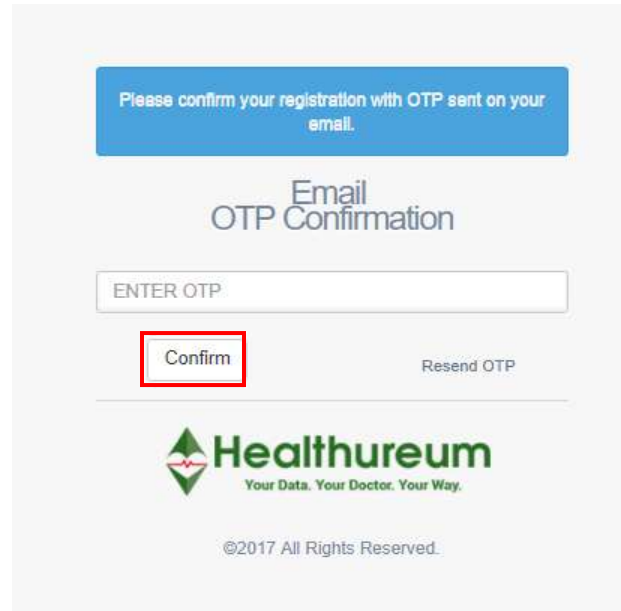
I have read and understood the white paper and related risk disclosure.

I declare I'm not a Resident or Citizen of United States of America.

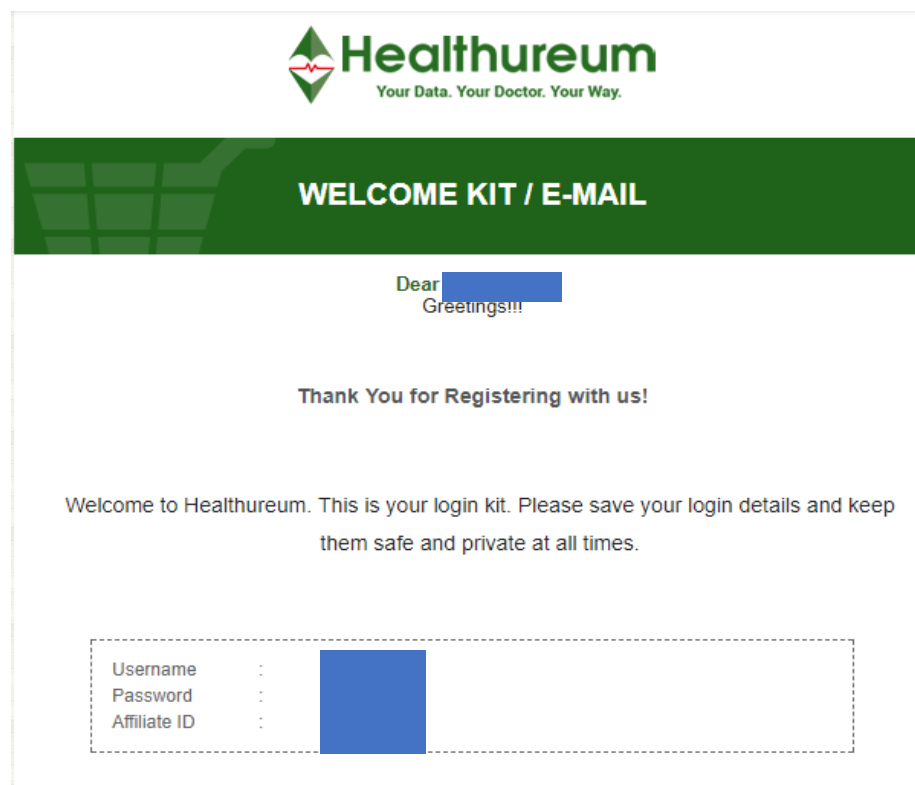
Already a member ? [Log in](#)

FOR INDIAN USERS:

- 1) An OTP will get sent on registered E-mail ID, verify your E-mail by putting OTP and click **CONFIRM**.



- 2) A Login Kit will be sent to your E-mail.



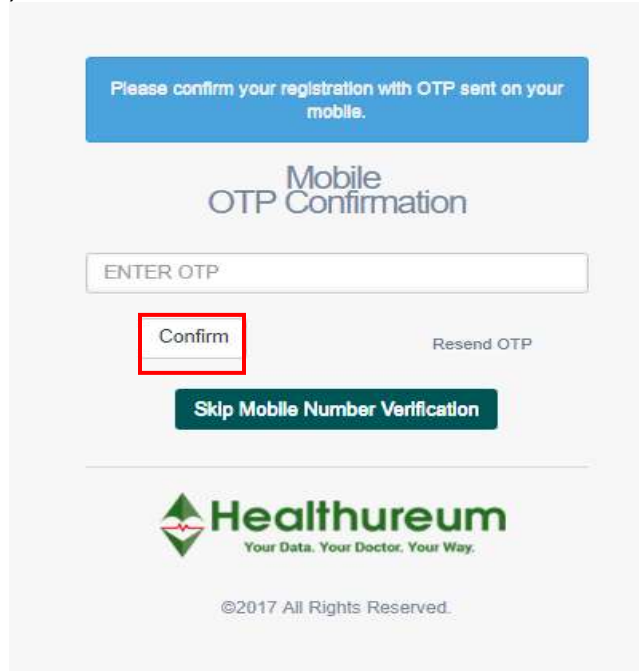
Dear [redacted]
Greetings!!!

Thank You for Registering with us!

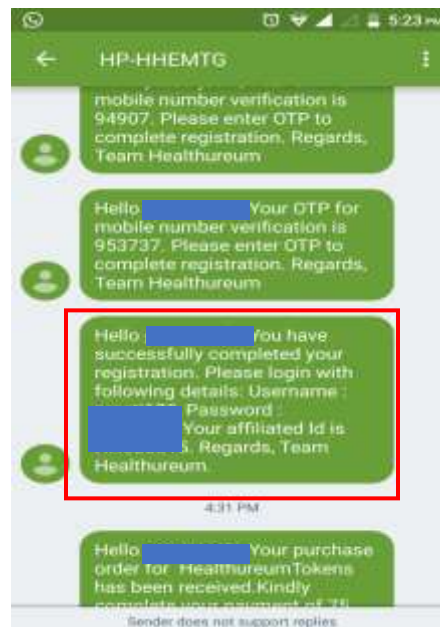
Welcome to Healthureum. This is your login kit. Please save your login details and keep them safe and private at all times.

Username	:	[redacted]
Password	:	[redacted]
Affiliate ID	:	[redacted]

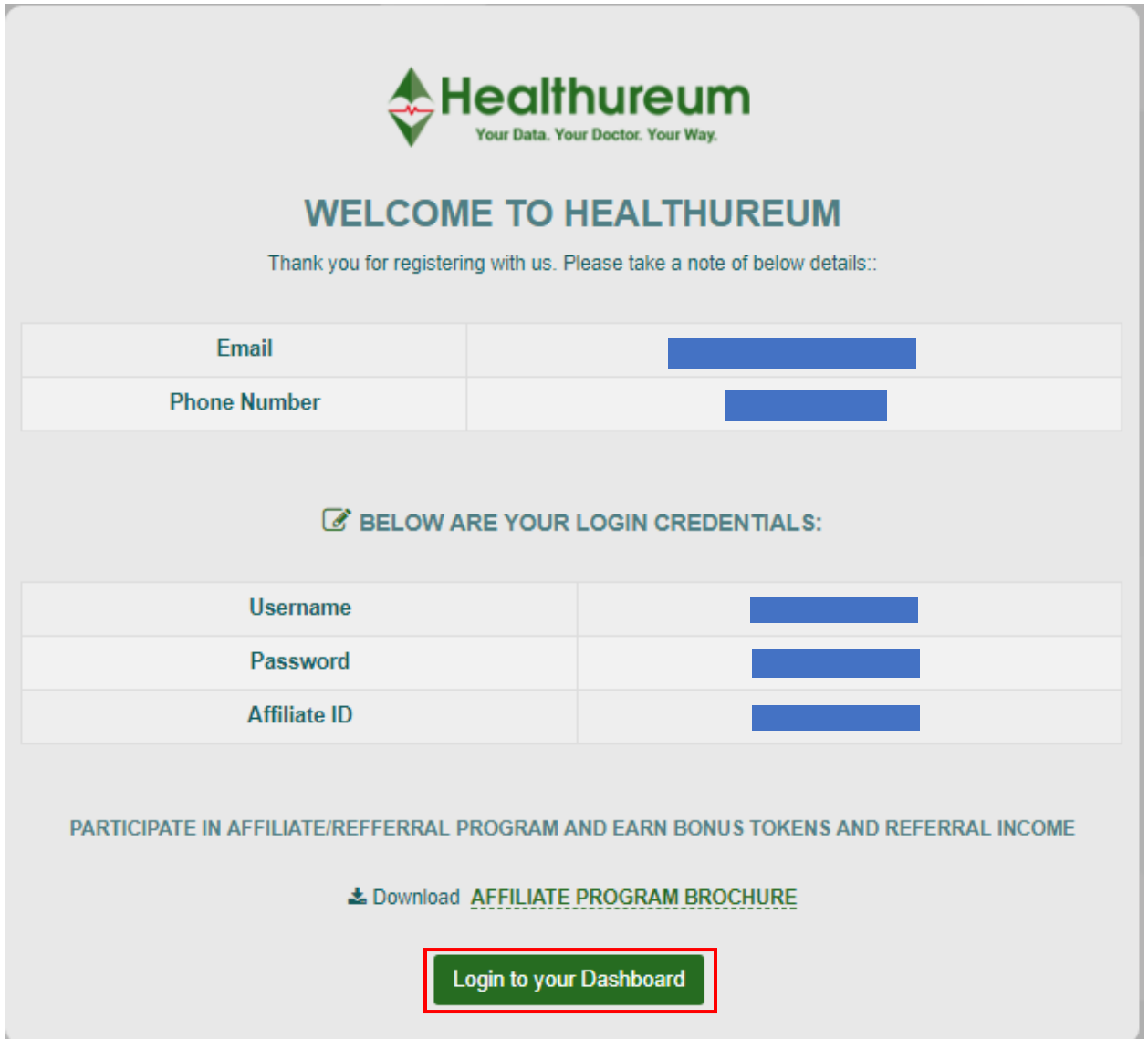
- 3) If you have entered your mobile number during registration then an OTP will get send on registered Mobile number, verify your Mobile Number by putting OTP and click **CONFIRM**.
(This is non-mandatory so you may SKIP this by clicking on “Skip Mobile Number Verification” tab)




- 4) A Login Kit will be sent to your Mobile Number.



- 5) Registration successfully done. You may login to your account by clicking on “Login to Your Dashboard” tab.




The screenshot shows a confirmation page for a new Healthureum user. At the top is the Healthureum logo and tagline. Below it is a heading "WELCOME TO HEALTHUREUM" followed by a thank-you message. A table lists the user's email and phone number, both redacted with blue bars. A section titled "BELOW ARE YOUR LOGIN CREDENTIALS:" contains a table with the user's username, password, and affiliate ID, all redacted. Below this is a link to download an affiliate program brochure. At the bottom, a button labeled "Login to your Dashboard" is highlighted with a red border.

 **Healthureum**
Your Data. Your Doctor. Your Way.

WELCOME TO HEALTHUREUM


Thank you for registering with us. Please take a note of below details::

Email	[REDACTED]
Phone Number	[REDACTED]

 **BELOW ARE YOUR LOGIN CREDENTIALS:**

Username	[REDACTED]
Password	[REDACTED]
Affiliate ID	[REDACTED]

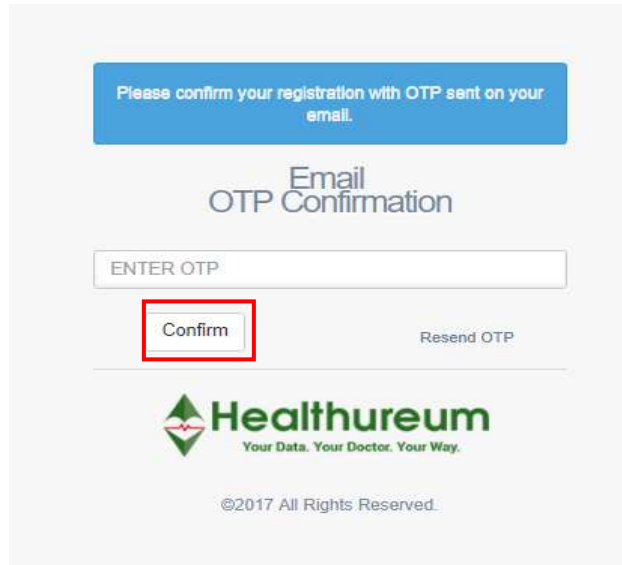
PARTICIPATE IN AFFILIATE/REFERRAL PROGRAM AND EARN BONUS TOKENS AND REFERRAL INCOME

 [Download AFFILIATE PROGRAM BROCHURE](#)

Login to your Dashboard

FOR NON-INDIAN USERS:

- 1) An OTP will be send on registered E-mail ID. Verify your E-mail ID by putting OTP and click **CONFIRM**.




Please confirm your registration with OTP sent on your email.

Email
OTP Confirmation


ENTER OTP


Confirm Resend OTP

 **Healthureum**
Your Data. Your Doctor. Your Way.

©2017 All Rights Reserved.

- 2) A Login Kit will be sent to your E-mail.



 **Healthureum**
Your Data. Your Doctor. Your Way.

WELCOME KIT / E-MAIL

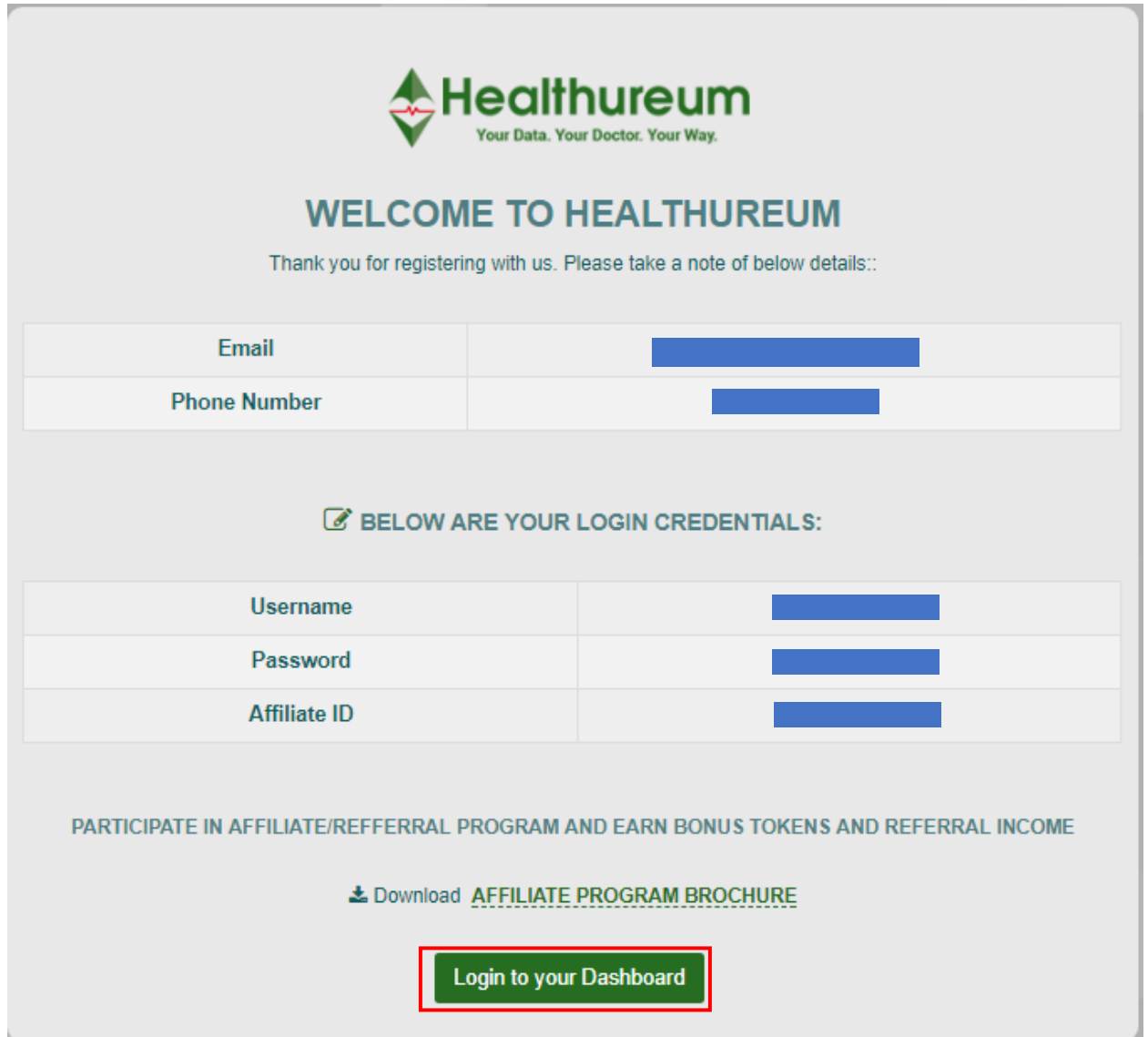
Dear [REDACTED]
Greetings!!!

Thank You for Registering with us!


Welcome to Healthureum. This is your login kit. Please save your login details and keep them safe and private at all times.

Username	:	[REDACTED]
Password	:	[REDACTED]
Affiliate ID	:	[REDACTED]

- 3) Registration successfully done. You may login to your account by clicking on “Login to Your Dashboard” tab.




The screenshot shows the Healthureum registration confirmation page. At the top, the Healthureum logo and tagline are displayed. Below the logo, the text "WELCOME TO HEALTHUREUM" is centered, followed by a thank-you message. A table lists the user's email and phone number, both redacted with blue bars. Below this, a section titled "BELOW ARE YOUR LOGIN CREDENTIALS:" is shown, containing a table with the user's username, password, and affiliate ID, all redacted with blue bars. At the bottom, there is a link to download an affiliate program brochure and a prominent green button labeled "Login to your Dashboard" which is highlighted with a red border.

 **Healthureum**
Your Data. Your Doctor. Your Way.

WELCOME TO HEALTHUREUM


Thank you for registering with us. Please take a note of below details::

Email	[REDACTED]
Phone Number	[REDACTED]

 **BELOW ARE YOUR LOGIN CREDENTIALS:**

Username	[REDACTED]
Password	[REDACTED]
Affiliate ID	[REDACTED]

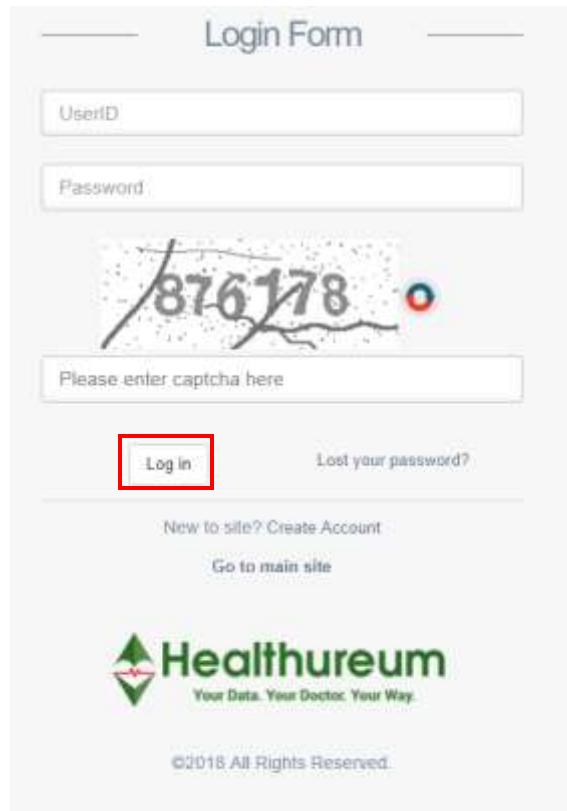
PARTICIPATE IN AFFILIATE/REFERRAL PROGRAM AND EARN BONUS TOKENS AND REFERRAL INCOME

 [Download AFFILIATE PROGRAM BROCHURE](#)

Login to your Dashboard

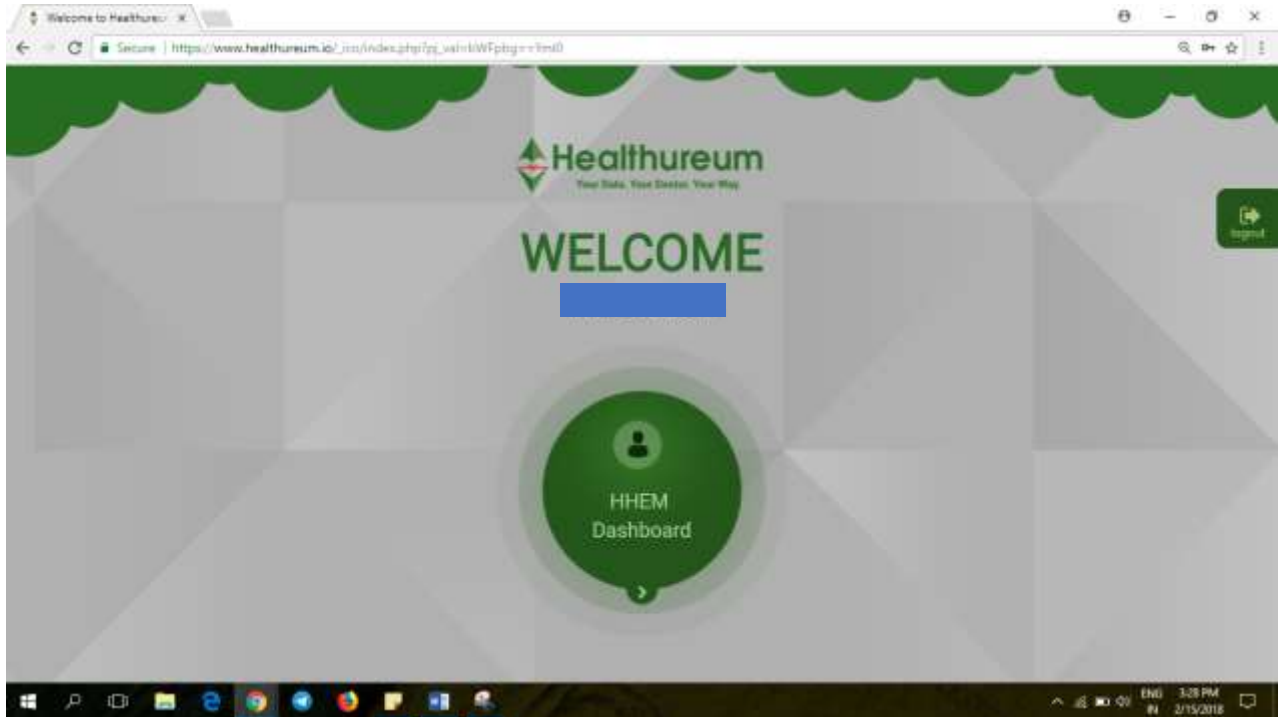
How to Login to your Account

- 1) Go to www.healthureum.io and Log In to your account using your login details:
 - Registered Email ID
 - Password
 - CaptchaClick **Log In**



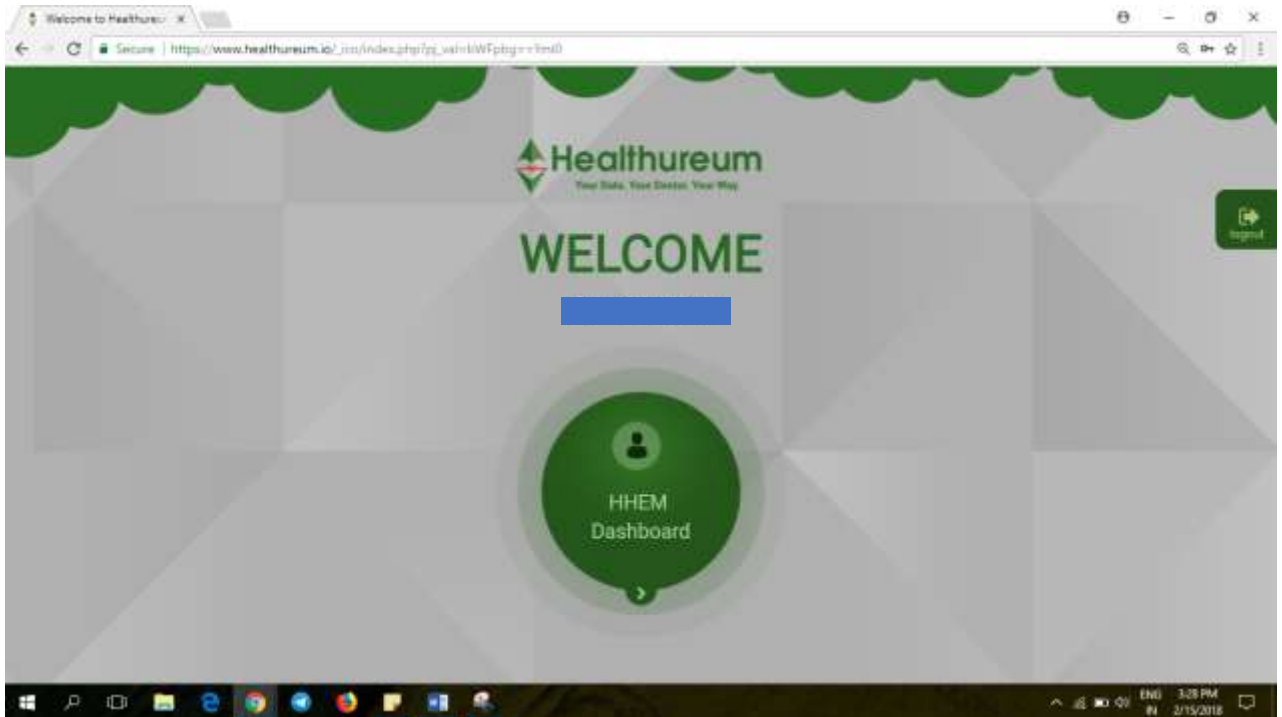
The screenshot shows the 'Login Form' interface. It features two input fields for 'UserID' and 'Password'. Below these is a captcha image displaying the number '876178' with a red dot. A text box below the captcha says 'Please enter captcha here'. A 'Log in' button is highlighted with a red box, and a 'Lost your password?' link is visible to its right. At the bottom, there are links for 'New to site? Create Account' and 'Go to main site', followed by the Healthureum logo and the text '©2018 All Rights Reserved.'

2) Below WELCOME page will appear from where you may access HHEM Dashboard.

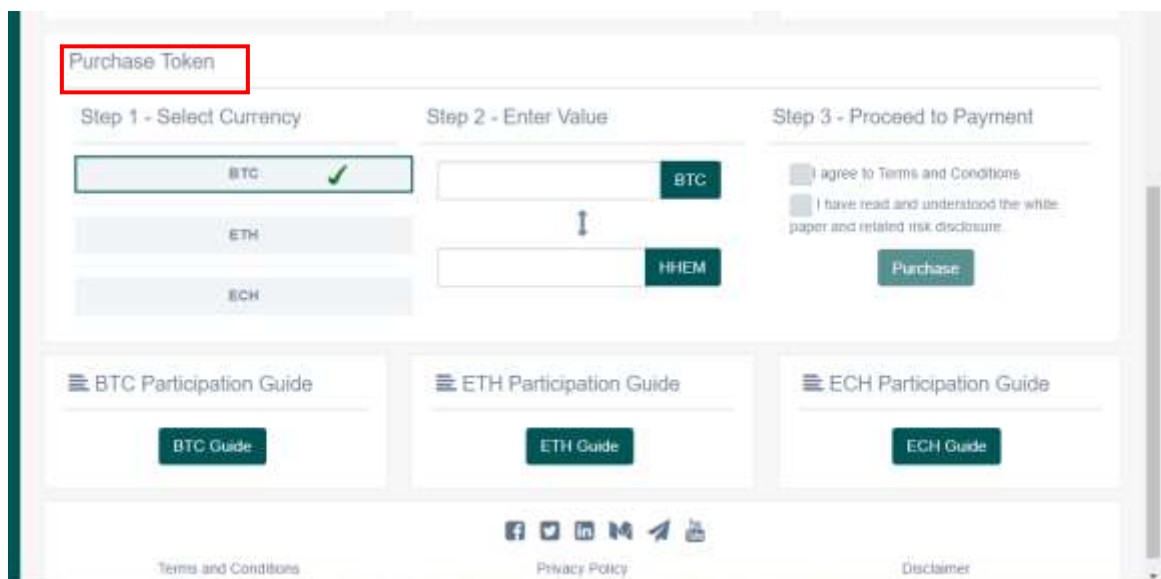


How to Purchase Healthureum Tokens Using BTC

- 1) Go to www.healthureum.io, and Log In to your account. Click HHEM Dashboard tab.



- 2) Go to 'PURCHASE TOKEN' section present on your DASHBOARD.



- 3) Choose BTC tab and enter the value (In terms of BTC) for which you want to purchase Healthureum or you can put the no. of Healthureum Tokens you want to purchase, and the system will automatically show the value in BTC.

NOTE: You cannot purchase below 0.01BTC (Minimum Limit)

Purchase Token

Step 1 - Select Currency	Step 2 - Enter Value	Step 3 - Proceed to Payment
<input checked="" type="radio"/> BTC ✓ <input type="radio"/> ETH <input type="radio"/> ECH	0.01 <input type="button" value="BTC"/> ↓ 24.30505139240506 <input type="button" value="HHEM"/>	<input type="checkbox"/> I agree to Terms and Conditions <input type="checkbox"/> I have read and understood the white paper and related risk disclosure. <input type="button" value="Purchase"/>

[BTC Participation Guide](#) [ETH Participation Guide](#) [ECH Participation Guide](#)

[Terms and Conditions](#) [Privacy Policy](#) [Disclaimer](#)

- 4) Select the Check Box to agree to Terms and Conditions and Risk disclosure and click on PURCHASE to place an order.

Purchase Token

Step 1 - Select Currency	Step 2 - Enter Value	Step 3 - Proceed to Payment
<input checked="" type="radio"/> BTC ✓ <input type="radio"/> ETH <input type="radio"/> ECH	0.01 <input type="button" value="BTC"/> ↓ 24.30505139240506 <input type="button" value="HHEM"/>	<input checked="" type="checkbox"/> I agree to Terms and Conditions <input checked="" type="checkbox"/> I have read and understood the white paper and related risk disclosure. <input type="button" value="Purchase"/>

[BTC Participation Guide](#) [ETH Participation Guide](#) [ECH Participation Guide](#)

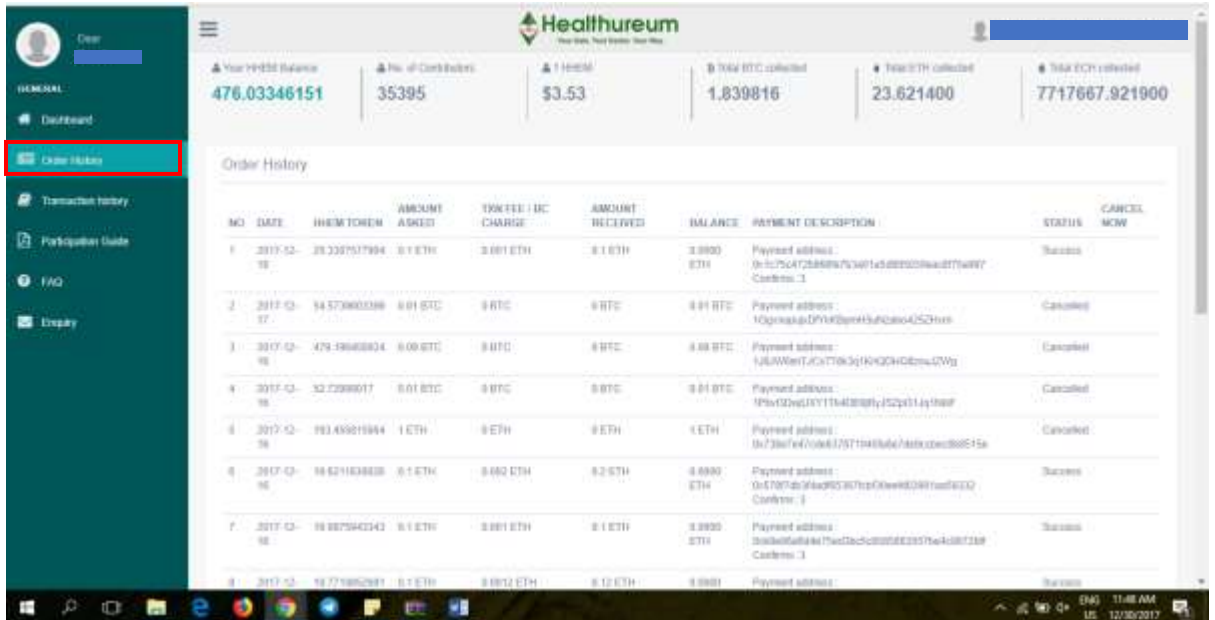
[Terms and Conditions](#) [Privacy Policy](#) [Disclaimer](#)

- 5) You will be redirected to a Transaction Status page, where you will get a Wallet Address and QR code on which you can send your BTC for completing your PURCHASE. You have 48Hrs to make payment to the Wallet Address otherwise your order will be cancelled.




- 6) Login to your wallet where you have BTC and from there send BTC to above address keeping sufficient transaction fee. Copy and paste the receiving wallet address to avoid typing errors.

- 7) To view the Wallet Address when making payment, click ORDER HISTORY which is present on your Dashboard at the side menu.



ID	DATE	ITEM TOKEN	AMOUNT ASKED	TOKTEN / DC CHARGE	AMOUNT RECEIVED	BALANCE	PAYMENT DESCRIPTION	STATUS	CANCEL NOW
1	2017-12-18	28.2327577984	0.1 ETH	0.01 ETH	0.1 ETH	0.9900 ETH	Payment address: 0x1c75a728889675461e45d22205a427748972685a3	Success	
2	2017-12-17	54.5708003389	0.01 BTC	0.01 BTC	0.01 BTC	0.01 BTC	Payment address: 10gmkapDFYK8p8H5u4cao452Hns	Cancelled	
3	2017-12-18	479.48688804	0.09 BTC	0.01 BTC	0.01 BTC	0.01 BTC	Payment address: 1JLWw8TJcX7T8Q3p10Q2H02msQWg	Cancelled	
4	2017-12-18	32.2288017	0.01 BTC	0.01 BTC	0.01 BTC	0.01 BTC	Payment address: 1P5xQ2w1EY1T4E8881y152p11y88P	Cancelled	
5	2017-12-18	193.43921984	1 ETH	0 ETH	0 ETH	1 ETH	Payment address: 0x72ee7e71c643757194546744632e0288515e	Cancelled	
6	2017-12-18	18.621838808	0.1 ETH	0.02 ETH	0.2 ETH	0.8800 ETH	Payment address: 0x57004b3f4ed95307e0f0e6d089f4e0302	Success	
7	2017-12-18	18.887940343	0.1 ETH	0.01 ETH	0.1 ETH	0.9900 ETH	Payment address: 0x6e5f6a475e02c4c020882057e4d087238	Success	
8	2017-12-18	18.771862981	0.1 ETH	0.02 ETH	0.12 ETH	0.8800 ETH	Payment address:	Success	

- 8) Once you have completed the payment process, then you will receive a payment confirmation email on your registered Email ID.



Healthureum
Your Data. Your Doctor. Your Way.

PAYMENT CONFIRMATION



Dear [redacted]

Your Payment is Confirmed.

We confirm that we have received your payment of **0.01 BTC.** against your order for **24.3050513924 Healthureum Tokens.**

You can view your updated Token account balance on your Dashboard within next 24 hours.

For any further help, contact us at support@healthureum.io

Need More Help? Contact us at support@healthureum.io

9) You may track your recent transactions through TRANSACTION HISTORY tab present on your Dashboard at the side menu.



The screenshot shows the Healthureum dashboard. On the left, a dark green sidebar contains a menu with the following items: Dashboard, Order History, **Transaction History** (highlighted with a red box), Participation Guide, FAQ, and Logout. The main content area displays the following summary statistics:

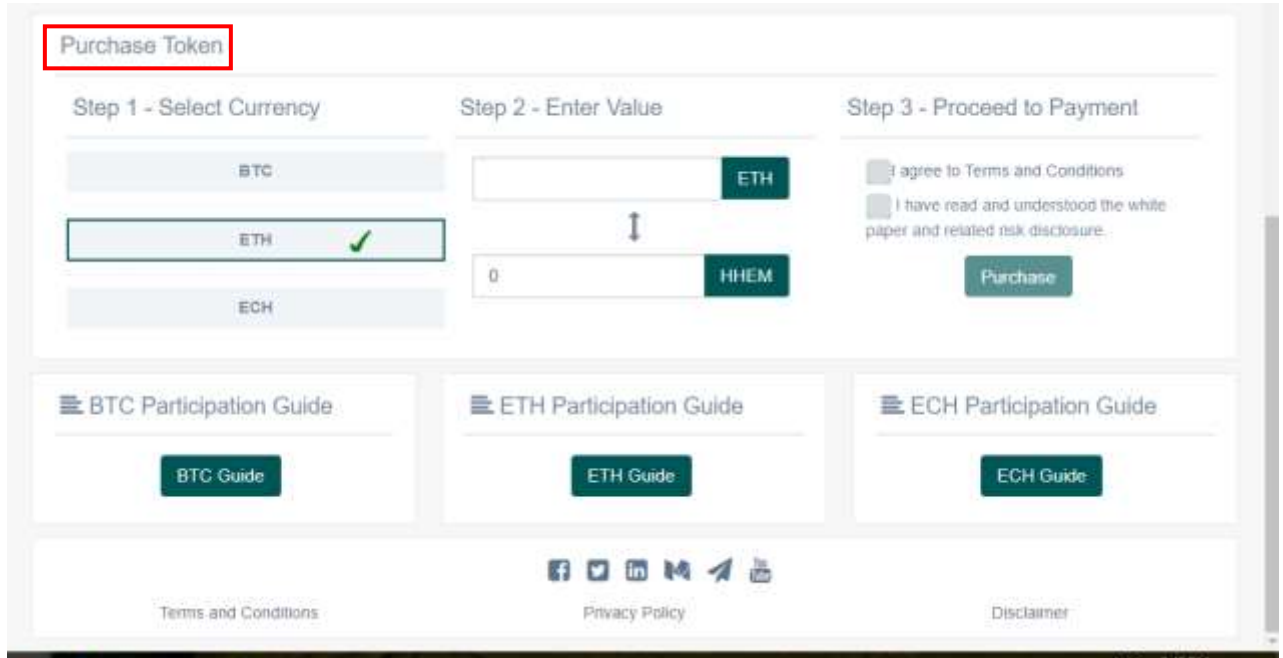
- Your FHCC Balance: **476.03346151**
- No. of Contributors: **35395**
- FHCCM: **\$3.53**
- Total DTC collected: **1.839816**
- Total DTH collected: **23.821400**
- Total ECC collected: **7717667.921900**

Below the summary is the 'Transaction History' section, which contains a table with the following columns: NO, DATE, DESCRIPTION, and CCM AMOUNT.

NO	DATE	DESCRIPTION	CCM AMOUNT
1	2017-12-18 14:28:18	Extra 25% Token Bonus to greek.joshi@yopmail.com (ID: 238787264 FHCCM) Txn no: 802D96C2D94699F9a16 Address: 0x11764738886793a81a4a89300a60275a687	-7.1107932963
2	2017-12-18 14:28:18	Transaction Successful Txn no: 802D96C2D94699F9a16 Address: 0x11764738886793a81a4a89300a60275a687	23.387577984
3	2017-12-18 08:28:09	Extra 45% Token Bonus to greek.joshi@yopmail.com (ID: 242800067 FHCCM) Txn no: 086e91a61e9166V5E Address: 0x178014638a9933670d93e6810385a69331	-17.898647925
4	2017-12-18 08:28:09	Transaction Successful (at 10% commission (5 C) amount received) Txn no: 086e91a61e9166V5E Address: 0x178014638a9933670d93e6810385a69331	30.242588897
5	2017-12-18 08:00:00	Extra 45% Token Bonus to greek.joshi@yopmail.com (ID: 967043143 FHCCM) Txn no: AAK2H4JF0gaguy76 Address: 0x19488a60476a15a5d30a681881a5a6070e9	0.8284749842
6	2017-12-18 08:00:00	Transaction Successful Txn no: AAK2H4JF0gaguy76 Address: 0x19488a60476a15a5d30a681881a5a6070e9	-10.6075843341
7	2017-12-18 08:00:00	Extra 45% Token Bonus to greek.joshi@yopmail.com (ID: 672983383 FHCCM) Txn no: 2485808713A8A80e024E11557a6244738886793a81a4a89300a60275a687	22.310882331

How to Purchase Healthureum Tokens Using ETH

- 1) Go to 'PURCHASE TOKEN' section present on your DASHBOARD.



Purchase Token

Step 1 - Select Currency

BTC

ETH ✓

ECH

Step 2 - Enter Value

ETH

0

HHEM

Step 3 - Proceed to Payment

I agree to Terms and Conditions

I have read and understood the white paper and related risk disclosure.

Purchase

BTC Participation Guide

BTC Guide

ETH Participation Guide

ETH Guide

ECH Participation Guide

ECH Guide

Terms and Conditions

Privacy Policy

Disclaimer

- 2) Choose ETH tab and enter the value (In terms of ETH) for which you want to purchase Healthureum or you can put the no. of Healthureum Tokens you want to purchase, and the system will automatically show the value in ETH.

NOTE : You cannot purchase below 0.1ETH (Minimum Limit)

Purchase Token

Step 1 - Select Currency	Step 2 - Enter Value	Step 3 - Proceed to Payment
<p>BTC</p> <p>ETH ✓</p> <p>ECH</p>	<p>0.1 ETH</p> <p>↓</p> <p>23.135823797468355 HHEM</p>	<p><input type="checkbox"/> I agree to Terms and Conditions</p> <p><input type="checkbox"/> I have read and understood the white paper and related risk disclosure.</p> <p>Purchase</p>

BTC Participation Guide | ETH Participation Guide | ECH Participation Guide

BTC Guide | ETH Guide | ECH Guide

Terms and Conditions | Privacy Policy | Disclaimer

- 3) Select the Check Box to agree to Terms and Conditions and Risk disclosure and click on PURCHASE to place an order.

Purchase Token

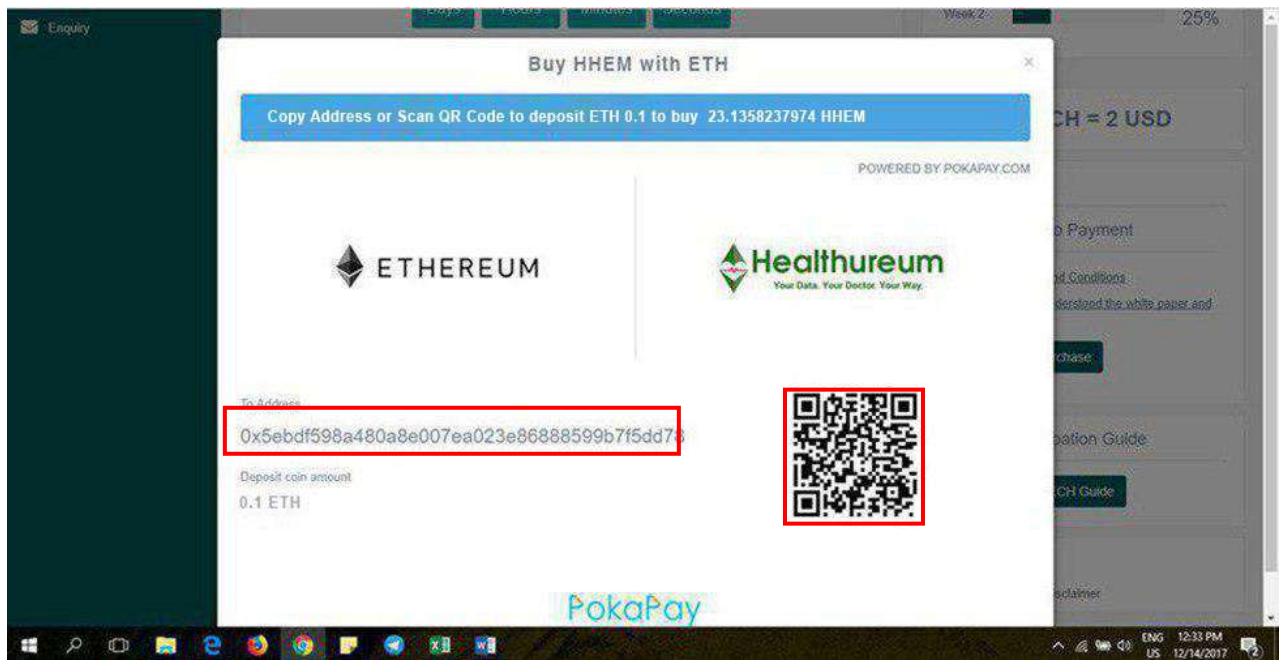
Step 1 - Select Currency	Step 2 - Enter Value	Step 3 - Proceed to Payment
<p>BTC</p> <p>ETH ✓</p> <p>ECH</p>	<p>0.1 ETH</p> <p>↓</p> <p>23.135823797468355 HHEM</p>	<p><input checked="" type="checkbox"/> I agree to Terms and Conditions</p> <p><input checked="" type="checkbox"/> I have read and understood the white paper and related risk disclosure.</p> <p>Purchase</p>

BTC Participation Guide | ETH Participation Guide | ECH Participation Guide

BTC Guide | ETH Guide | ECH Guide

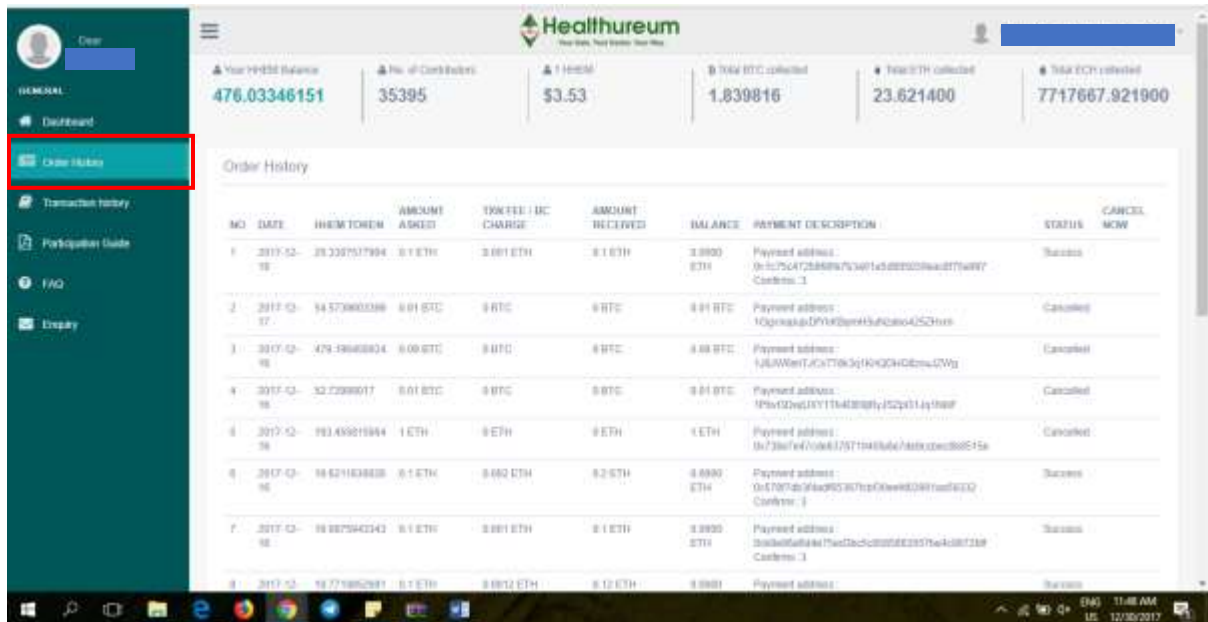
Terms and Conditions | Privacy Policy | Disclaimer

- 4) You will be redirected to a Transaction Status page, where you will get a Wallet Address and QR code on which you can send your ETH for completing your PURCHASE. You have 48Hrs to make payment to the Wallet Address otherwise your order will be cancelled.



- 5) Login to your wallet where you have ETH and from there send ETH to above address keeping sufficient transaction fee. Copy and paste the receiving wallet address to avoid typing errors.

- 6) To view the Wallet Address when making payment, click ORDER HISTORY which is present on your Dashboard at the side menu.



The screenshot shows the Healthureum dashboard with a sidebar menu on the left. The 'Order History' option is highlighted with a red box. The main content area displays a table of order history with the following columns: NO, DATE, HEALTHUREUM TOKENS, AMOUNT ASKED, TOKENS / DC CHARGE, AMOUNT RECEIVED, BALANCE, PAYMENT DESCRIPTION, STATUS, and CANCEL NOW.

NO	DATE	HEALTHUREUM TOKENS	AMOUNT ASKED	TOKENS / DC CHARGE	AMOUNT RECEIVED	BALANCE	PAYMENT DESCRIPTION	STATUS	CANCEL NOW
1	2017-02-18	23.335517984	0.1 ETH	0.001 ETH	0.1 ETH	0.000 ETH	Payment address: 0x3256A72588867634614d0802020a0d770497C686a1	Success	
2	2017-02-17	14.570800388	0.01 BTC	0.010 BTC	0.010 BTC	0.010 BTC	Payment address: 10gkxapDYNk92p9H5u0c6o4252hm	Cancelled	
3	2017-02-16	479.38688034	0.00 BTC	0.010 BTC	0.010 BTC	0.000 BTC	Payment address: 1UJRW8tJCa7783q1K4QCH0Bsu4Wg	Cancelled	
4	2017-02-16	32.72980017	0.01 BTC	0.010 BTC	0.010 BTC	0.010 BTC	Payment address: 1PwG2wL0Y11M4B088ly12p31Lj988P	Cancelled	
5	2017-02-16	80.49819844	1 ETH	0.010 ETH	0.010 ETH	1 ETH	Payment address: 0x72616470e68127104846746a2c0c80515a	Cancelled	
6	2017-02-16	18.621183808	0.1 ETH	0.002 ETH	0.2 ETH	0.000 ETH	Payment address: 0x1707db96ad953070a06e60381aed6332C686a1	Success	
7	2017-02-16	18.887540242	0.1 ETH	0.001 ETH	0.1 ETH	0.000 ETH	Payment address: 0x3256A72588867634614d0802020a0d770497C686a1	Success	
8	2017-02-16	18.779862881	0.1 ETH	0.002 ETH	0.12 ETH	0.000	Payment address:	Success	

- 7) Once you have completed the payment process, then you will receive a payment confirmation email on our registered Email ID.



The screenshot shows an email titled 'PAYMENT CONFIRMATION' from Healthureum. The email content is as follows:

Dear [REDACTED]

Your Payment is Confirmed.

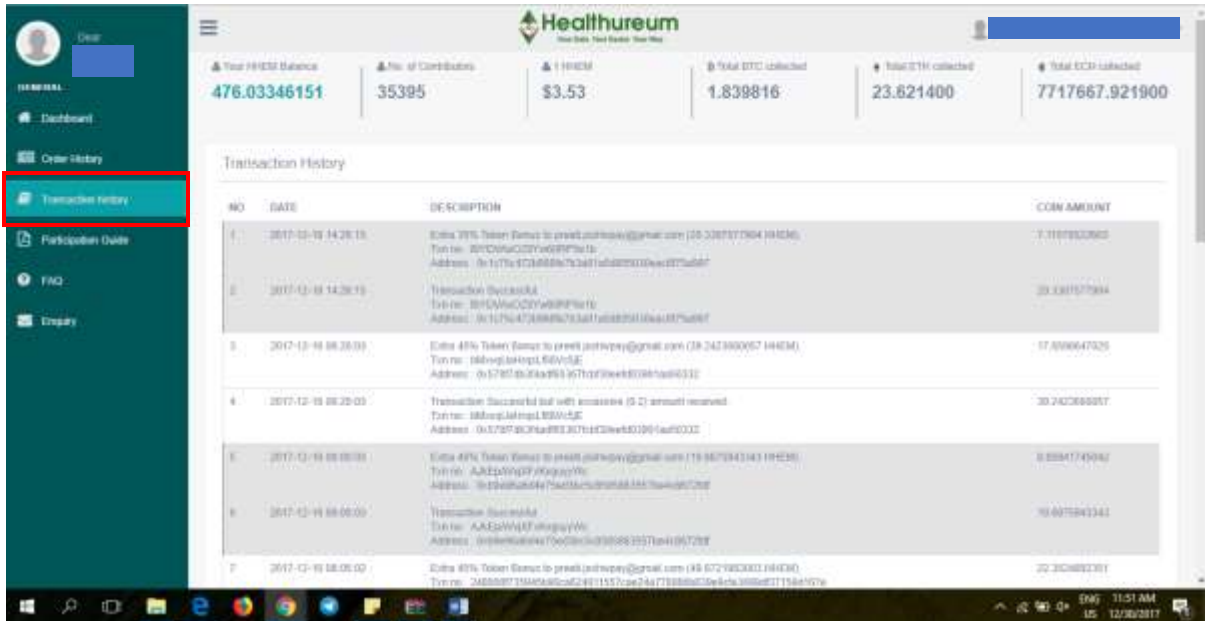
We confirm that we have received your payment of **0.1 ETH**, against your order for **23.1358237974 Healthureum Tokens**.

You can view your updated Token account balance on your Dashboard within next 24 hours.

For any further help, contact us at support@healthureum.io

The email footer includes the Healthureum logo and tagline: 'Your Data. Your Doctor. Your Way.'

- 8) You may track your recent transactions through TRANSACTION HISTORY tab present on your Dashboard at the side menu.



The screenshot shows the Healthureum dashboard. The side menu on the left has the 'Transaction History' tab highlighted with a red box. The main content area displays a 'Transaction History' table with the following data:

NO	DATE	DESCRIPTION	COIN AMOUNT
1	2017-10-19 14:28:15	Extra 30% Token Bonus to preet.pandey@gmail.com (25.33815726418436), Txn no: 2B1QAWCC2Yv69P7FuLz Address: 0x177a4728886793a1f8d88d18a4d75a8f	7.310552862
2	2017-12-18 14:28:15	Transaction Successful Txn no: 2B1QAWCC2Yv69P7FuLz Address: 0x177a4728886793a1f8d88d18a4d75a8f	20.338157264
3	2017-12-18 18:20:03	Extra 40% Token Bonus to preet.pandey@gmail.com (28.24239006718436), Txn no: 188vqj3dmpL56Vr5JE Address: 0x1780263a4d916710f39e48d094faa40312	17.000647325
4	2017-12-18 18:20:03	Transaction Successful but with assistance (2.2) amount received Txn no: 188vqj3dmpL56Vr5JE Address: 0x178P8C9aR83371d122e46D191a4d0322	20.242390067
5	2017-12-18 18:08:03	Extra 40% Token Bonus to preet.pandey@gmail.com (19.86728434318436), Txn no: AAK2vWj0P7KqgzyVW Address: 0x288a6d475a21a2d8a81847a4a40208	8.884749042
6	2017-12-18 18:08:03	Transaction Successful Txn no: AAK2vWj0P7KqgzyVW Address: 0x288a6d475a21a2d8a81847a4a40208	19.867284343
7	2017-12-19 18:05:02	Extra 40% Token Bonus to preet.pandey@gmail.com (45.67248383118436), Txn no: 245398713449a80c2461157aa244772286a026a6a3886a01715a4176	22.202852301

How to Purchase Healthureum Tokens Using ECH

- 1) Go to 'PURCHASE TOKEN' section present on your DASHBOARD.

Purchase Token

Step 1 - Select Currency	Step 2 - Enter Value	Step 3 - Proceed to Payment
<p>BTC</p> <p>ETH</p> <p>ECH ✓</p>	<p><input type="text"/> ECH</p> <p>↓</p> <p>0 HHEM</p>	<p><input type="checkbox"/> I agree to Terms and Conditions</p> <p><input type="checkbox"/> I have read and understood the white paper and related risk disclosure.</p> <p>Purchase</p>
<p>☰ BTC Participation Guide</p> <p>BTC Guide</p>	<p>☰ ETH Participation Guide</p> <p>ETH Guide</p>	<p>☰ ECH Participation Guide</p> <p>ECH Guide</p>
<p>Terms and Conditions</p>	<p>Privacy Policy</p>	<p>Disclaimer</p>

- 2) Choose ECH tab and enter the value (In terms of ECH) for which you want to purchase Healthureum or you can put the no. of Healthureum Tokens you want to purchase, and the system will automatically show the value in ECH.

NOTE : You cannot purchase below 20ECH (Minimum Limit)

Purchase Token

Step 1 - Select Currency	Step 2 - Enter Value	Step 3 - Proceed to Payment
<p>BTC</p> <p>ETH</p> <p>ECH <input checked="" type="checkbox"/></p>	<p>75 <input type="text"/> ECH</p> <p>↓</p> <p>28.19620253164557 <input type="text"/> HHEM</p>	<p><input type="checkbox"/> I agree to Terms and Conditions</p> <p><input type="checkbox"/> I have read and understood the white paper and related risk disclosure</p> <p><input type="button" value="Purchase"/></p>

[BTC Participation Guide](#)

[ETH Participation Guide](#)

[ECH Participation Guide](#)

[Terms and Conditions](#) [Privacy Policy](#) [Disclaimer](#)

- 3) Select the Check Box to agree to Terms and Conditions and Risk disclosure and click on PURCHASE to place an order.

Purchase Token

Step 1 - Select Currency	Step 2 - Enter Value	Step 3 - Proceed to Payment
<p>BTC</p> <p>ETH</p> <p>ECH <input checked="" type="checkbox"/></p>	<p>75 <input type="text"/> ECH</p> <p>↓</p> <p>28.19620253164557 <input type="text"/> HHEM</p>	<p><input checked="" type="checkbox"/> I agree to Terms and Conditions</p> <p><input checked="" type="checkbox"/> I have read and understood the white paper and related risk disclosure</p> <p><input type="button" value="Purchase"/></p>

[BTC Participation Guide](#)

[ETH Participation Guide](#)

[ECH Participation Guide](#)

[Terms and Conditions](#) [Privacy Policy](#) [Disclaimer](#)

- 4) You will be redirected to a Transaction Status page, where you will get a Wallet Address and QR code on which you can send your ECH for completing your PURCHASE. You have 48Hrs to make payment to the Wallet Address otherwise your order will be cancelled.



- 5) Login to your wallet where you have ECH and from there send ECH to above address keeping sufficient transaction fee. Copy and paste the receiving wallet address to avoid typing errors.

- 6) To view the Wallet Address when making payment, click ORDER HISTORY which is present on your Dashboard at the side menu.



The screenshot shows the Healthureum dashboard. On the left sidebar, the 'Order History' menu item is highlighted with a red box. The main content area displays a table of order history with the following columns: NO, DATE, ITEM TOKEN, AMOUNT ASKED, TOKEN / DC CHARGE, AMOUNT RECEIVED, BALANCE, PAYMENT DESCRIPTION, STATUS, and CANCEL NOW.

NO	DATE	ITEM TOKEN	AMOUNT ASKED	TOKEN / DC CHARGE	AMOUNT RECEIVED	BALANCE	PAYMENT DESCRIPTION	STATUS	CANCEL NOW
1	2017-02-18	25.2207517984	0.1 ETH	0.001 ETH	0.1 ETH	0.099	Payment address: 0x1c75c47258897c34f1e4d88509a0774977 Confirms: 3	Success	
2	2017-02-17	54.5736003386	0.01 BTC	0.01 BTC	0.01 BTC	0.01 BTC	Payment address: 1Gpmsa4DYM8BmH5u4z8u4Z52m5	Cancelled	
3	2017-02-16	479.38668804	0.00 BTC	0.01 BTC	0.01 BTC	0.00 BTC	Payment address: 1JAWentJGxT78k3q1W4G2H02m5C2Vq	Cancelled	
4	2017-02-16	32.2988017	0.01 BTC	0.01 BTC	0.01 BTC	0.01 BTC	Payment address: 1Ph102wJ0Y11448388fyJ52p01y188af	Cancelled	
5	2017-02-16	983.49910844	1 ETH	0 ETH	0 ETH	1 ETH	Payment address: 0x738af470964125719484647a4e32e088515e	Cancelled	
6	2017-02-16	18.6211638808	0.1 ETH	0.002 ETH	0.2 ETH	0.098	Payment address: 0x1787db3f4ac95367a064e00491aa04322 Confirms: 3	Success	
7	2017-02-16	18.887942342	0.1 ETH	0.001 ETH	0.1 ETH	0.099	Payment address: 0x60164647a4e32e088515e Confirms: 3	Success	
8	2017-02-16	18.778862981	0.1 ETH	0.001 ETH	0.1 ETH	0.099	Payment address:	Success	

- 7) Once you have completed the payment process, then you will receive a payment confirmation email on your registered Email ID.



The screenshot shows a payment confirmation email from Healthureum. The email header includes the Healthureum logo and the text 'Your Data. Your Doctor. Your Way.' Below the header, there is a green banner with the text 'PAYMENT CONFIRMATION'. The email body starts with 'Dear [redacted]' followed by 'Your Payment is Confirmed.' and 'We confirm that we have received your payment of 75 ECH against your order for 28.19620253164 Healthureum Tokens.' It also states 'You can view your updated Token account balance on your Dashboard within next 24 hours.' and provides contact information: 'For any further help, contact us at support@healthureum.io'. At the bottom, there are logos for 'etherecash' and 'Healthureum'.

Need More Help? Contact us at support@healthureum.io

8) You may track your recent transactions through TRANSACTION HISTORY tab present on your Dashboard at the side menu.



The screenshot shows the Healthureum dashboard with the 'Transaction History' tab highlighted in the left-hand side menu. The dashboard displays several key metrics at the top:

- Your PHASE Balance: 476.03346151
- No. of Contributors: 35395
- PHASE: \$3.53
- Total DTC collected: 1.839816
- Total ETH collected: 23.621400
- Total ERC collected: 7717667.921900

The main content area shows a 'Transaction History' table with the following columns: NO, DATE, DESCRIPTION, and CON AMOUNT.

NO	DATE	DESCRIPTION	CON AMOUNT
1	2017-12-18 14:28:15	Extra 35% Token Bonus to preeth.pothsway@gmail.com (28-238737264 H4DM) Txn no: 891D96a0221a4099F9a1e Address: 0x117647268896793a81fcb8293300a0275a8d7	7.3107922665
2	2017-12-18 14:28:15	Transaction Successful Txn no: 891D96a0221a4099F9a1e Address: 0x117647268896793a81fcb8293300a0275a8d7	20.330157984
3	2017-12-18 08:28:03	Extra 45% Token Bonus to preeth.pothsway@gmail.com (28-242890057 H4DM) Txn no: 884e91a84e9180A15E Address: 0x17870d00a961970d98e80084a864332	17.8906647325
4	2017-12-18 08:29:05	Transaction Successful but with emission (50) amount reserved Txn no: 884e91a84e9180A15E Address: 0x17870d00a961970d98e80084a864332	30.742088007
5	2017-12-18 08:00:00	Extra 45% Token Bonus to preeth.pothsway@gmail.com (19-957043143 H4DM) Txn no: AAE2009F9099970 Address: 0x1998a8a0475a41c3d09a814470a4d070e9	0.8384749042
6	2017-12-18 08:00:00	Transaction Successful Txn no: AAE2009F9099970 Address: 0x1998a8a0475a41c3d09a814470a4d070e9	10.6075843341
7	2017-12-18 08:00:00	Extra 45% Token Bonus to preeth.pothsway@gmail.com (48-672983003 H4DM) Txn no: 240300713449a0a0a24911577ae74471880a030e6a308a81718ae970	22.204822307